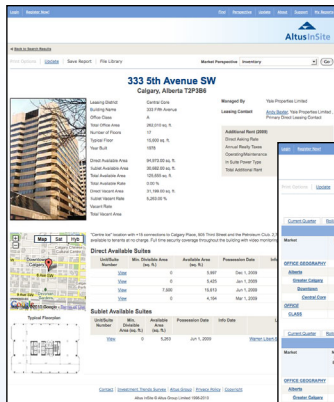
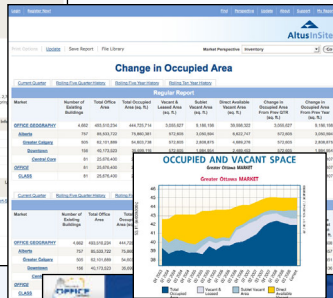


Full Access Subscription

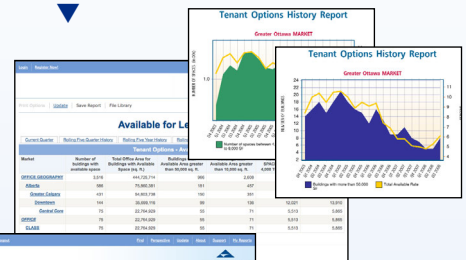


View building level details, summary of available spaces, and access direct email links, auto filled with the subject property name, from the **Building Detail Report**.

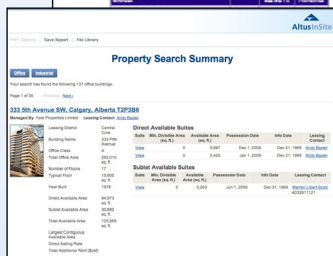


View current and historical details on Changes in Occupied Area by Market, District Node and Class, access dynamic Occupied and Vacant Space graphs, and download historical Excel files from the **Change in Occupied Area Report**.

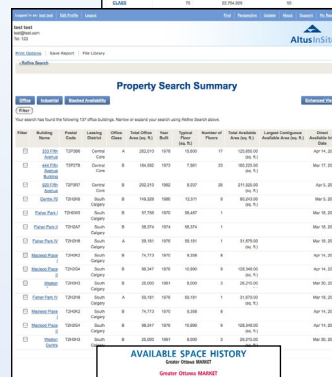
Compare available space at the building and suite level and compare multiple nodes in a Market, and access dynamic colour graphs using the **Available for Lease Options Report**



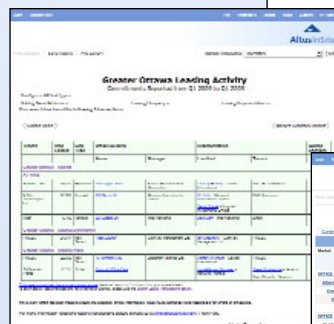
Search for building and available space details on a complete inventory of office buildings located in Canada's seven major markets – including buildings under construction – and browse and sort a detailed results list from the **Property Search Summary Report**.



Access current listings of Manager Companies ranked by size of portfolio for all available markets as well as a national summary with our **Top 25 Management Companies Report**.



Locate buildings and available spaces by Leasing Contact and by Leasing or Management Firm, and access direct email links auto filled with the subject property name from the **Contact Reports**

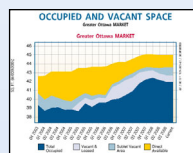


Search for and access details recent lease deals submitted to us with our **Lease Transactions Report**

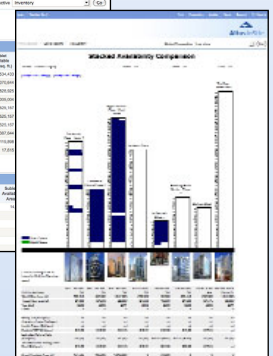
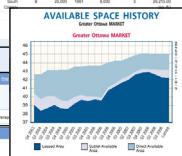
Search for **Top 25** rankings of Lease Transactions by Manager, Broker, Representative, Building, Deal Size and Deal Type



Generate lists of comparable buildings and access current and historical cost and space comparisons, and access dynamic graphs from the **Peer Group Comparison Report**



Access current and historical details on Vacant Space as well as Available Space for Lease by Market, District, Node, Class and building, access dynamic historical graphs and download Excel files from the **Available for Lease and Vacant Space Reports**.



Generate a visual stack of all or selected available spaces in up to eight buildings with our **Stacked Availability Report**

Also includes access to New Supply Dynamics and Forecasting Tool